



EE1215 EchoStream® Single Input Universal Transmitter with Wall Tamper Installation Instructions - 04931C

1 Overview

The EE1215 single input universal transmitter with wall tamper protection is designed for use with almost any standard contact or sensor. The transmitter is fully supervised and includes a wall tamper switch that notifies the system when the transmitter is removed from its mounted surface.

The EE1215 is compliant with:

- EN50131-1
- Security Grade 2
- Environmental Class II

1.1 Inovonics Contact Information

If you have any problems with this procedure, contact Inovonics technical services:

- E-mail: support@inovonics.com
- Phone: (800) 782-2709

1.2 EE1215 Components

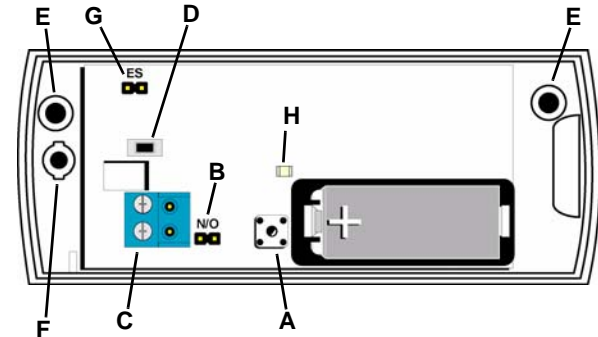


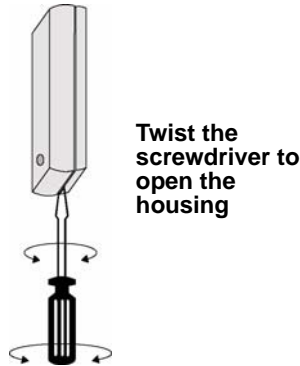
Figure 1 EE1215 components

- | | |
|--|------------------------|
| A Housing tamper button | B NO/NC selection pins |
| C Input terminal | D Reset button |
| E Wall-mount screw holes | F Housing screw hole |
| G EchoStream select compatibility selection pins | H Transmit LED |

2 Installation and Startup

2.1 Install/Replace the Battery

1. If replacing the battery, remove the housing screw.
2. Insert a small screwdriver to depress the housing release tab on the bottom of the transmitter; twist the screwdriver to open the housing.



Twist the screwdriver to open the housing

Figure 2 Open the EE1215 Housing

3. If replacing a battery, remove the old battery.
4. Install the new battery.
5. Press the **Reset** button to initialize the transmitter.
6. Test the transmitter and ensure appropriate response.

2.2 Select Input Type

The NO/NC selection pins select a normally open (NO) or normally closed (NC) state for the contact circuit wired to the input terminal.

1. Place a selection jumper on the NO/NC selection pins to select normally open; leave the jumper off the pins to select normally closed.
2. Press the **Reset** button.

2.3 Select the EchoStream Select Compatibility

To meet ETSI requirements, Inovonics has developed a new line of EE 868MHz-only products. These new 868MHz-only products are compatible with older systems that include EchoStream select products. If you are using any ES products in your current system, you will need to enable EchoStream select compatibility on this new 868MHz-only product.

To enable/disable EchoStream select compatibility:

1. To enable compatibility with ES products, place a selection jumper on the enable EchoStream select compatibility selection pins.
2. If no ES products are used in your system, remove the selection jumper from the EchoStream select compatibility selection pins.
3. Press the **Reset** button.

2.4 Register the EE1215

Transmitters must be registered with the system in order to be monitored and supervised. When supervised, the transmitter will send a check-in message to the receiver. Transmitters using the 868MHz frequency range for Europe will send a check-in message every 12 minutes; all other transmitters will send a check-in message every three minutes. Each transmitter has a unique factory-programmed identification number. Refer to the receiver installation instructions for details on registering a transmitter.

1. When prompted by the receiver to reset transmitter, press the **Reset** button.
2. Test the transmitter and ensure appropriate response.

2.5 Mount the EE1215

1. Route the external wiring through the wall, as shown in Figure 3.

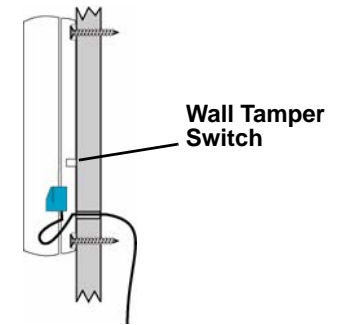


Figure 3 Mount the Transmitter to the Wall

2. Mount the transmitter to the wall using the the wall-mount screw holes, ensuring the housing is flush against the wall and the wall tamper switch is firmly depressed.
3. Close the housing.
4. Secure the housing through the enclosed housing screw hole.

3 Specifications

External contacts: N/O or N/C

Distance, external contact to transmitter: 3m (10 ft) maximum

Power requirements: 3VDC, 60 mA

Quiescent current: >10 uA

Low battery detection: 2.4VDC

Typical battery life: 3-5 years

Battery type (BAT604): Panasonic CR123A or equivalent

Tamper: Type B, fixed/mounted

Operating environment: -10 to 60°C (14 to 140°F), up to %90 relative humidity noncondensing

Dimensions: 10.5 x 4.5 x 2.3 cm (4.1 x 1.8 x 0.9")

Weight: 86g (3.0 ounces)

RF frequency range: 868-869 MHz

Compliance: EN50131-1; Security Grade 2; Environmental class II

Certification: Telefication B.V.

Note: Specifications and data are subject to change without notice.

4 Warranty and Disclaimer

Inovonics Wireless Corporation ("Inovonics") warrants its products ("Product" or "Products") to conform to its own specifications and to be free of defects in materials and workmanship under normal use for a period of thirty-six (36) months from the date of manufacture. Within the warranty period, Inovonics will repair or replace, at its option, all or any part of the warranted Product. Inovonics will not be responsible for dismantling and/or reinstallation charges. To exercise the warranty, the User ("User", "Installer" or "Consumer") must work directly through their authorized distributor who will be given a Return Material Authorization ("RMA") Number by Inovonics. Details of shipment will be arranged directly through the authorized distributor.

This warranty is void in cases of improper installation, misuse, failure to follow installation and operating instructions, alteration, accident or tampering, and repair by anyone other than Inovonics.

This warranty is exclusive and expressly in lieu of all other warranties, obligations or liabilities, whether written, oral, express, or implied. There is no warranty by Inovonics that Inovonics product will be merchantable or fit for any particular purpose, nor is there any other warranty, expressed or implied, except as such is expressly set forth herein. In no event shall Inovonics be liable for an incidental, consequential, indirect, special, or exemplary damages, including but not limited to loss of profit, revenue or contract, loss of use, cost of down time, or interruption of business, nor any claim made by distributor's customers or any other person or entity.

This warranty will not be modified or extended. Inovonics does not authorize any person to act on its behalf to modify or extend this warranty. This warranty will apply

only to Inovonics Products. Inovonics will not be liable for any direct, incidental or consequential damage or loss whatsoever, caused by the malfunction of Product due to products, accessories, or attachments of other manufacturers, including batteries, used in conjunction with Inovonics Product.